



BREAKERS & ATTACHMENTS

BREAKER MODEL

# 125 UW

## CONTINUOUS SPRAY

### Perfection Line

The pressured air coming from the compressor by a special air line inside the breaker is sent between the piston and the tool to push away the water. Therefore it prevents damage to the breaker and the excavator.

### Membrane and Accumulator

With its highly resilient accumulator and membrane, our breakers impact with the same energy on every single stroke, thus providing maximum efficiency even when working on the hardest materials.

## MORE DURABLE

### Dual Retainers

Dual retainer design makes sure that the tool impacts with more balance.

### Wearing Plates

Our breakers have longer lifetimes thanks to their highly resilient wearing plates which were specially designed for operating conditions.

## MORE RELIABLE

### Minimum Vibration

Minimum vibration and maximum performance with our excellent impact absorbant vibration buffers and polyurethane-covered tie-rods.

### Hydraulic Cushioning

If the breaker blank-fires during operation, thanks to our hydraulic cushioning feature the piston won't hit the cylinder, therefore prolonging the lifetimes of the components.



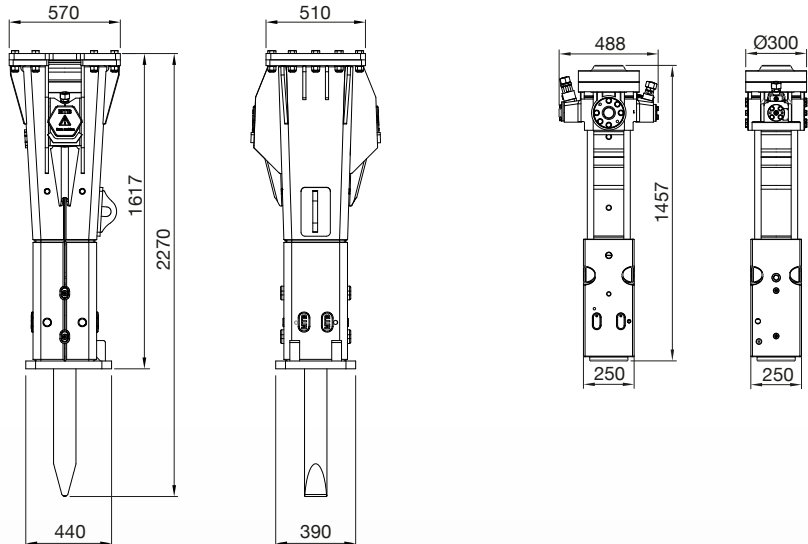
 **inan makina**<sup>®</sup>  
SANAYİ VE TİCARET A.Ş.



# TECHNICAL INFORMATION

## 125 UW

<b>Operating weight (a)</b> kg	1250
<b>Oil Flow</b> l/min	80~130
<b>Impact Rate (b)</b> bpm	460~760
<b>Operating Pressure (c)</b> bar	135~140
<b>Input power (d)</b> kW	18~30.3
<b>Relief Pressure</b> bar	200
<b>Back Pressure Max.</b> bar	8
<b>Tool Diameter</b> mm	115
<b>Noise Level (e)</b> LWA (dB)	127
<b>Carrier Weight (f)</b> t	16~22



(a) It includes the approximate weight of the breaker, bracket, standard tool and hose weights.

(b) Actual impact frequency depends on the oil flow, oil viscosity, temperature and the material to be broken.

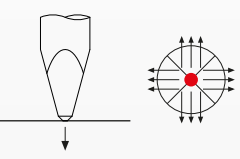
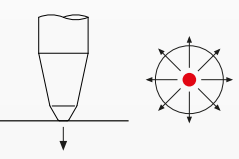
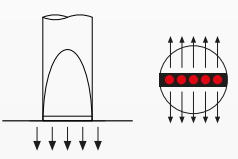
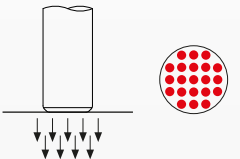
(c) Actual pressure depends on the oil flow, oil viscosity, temperature, material to be broken and the return pressure.

(d) Input power directly effects fuel consumption. Low input power (kW) requirement means low fuel consumption.

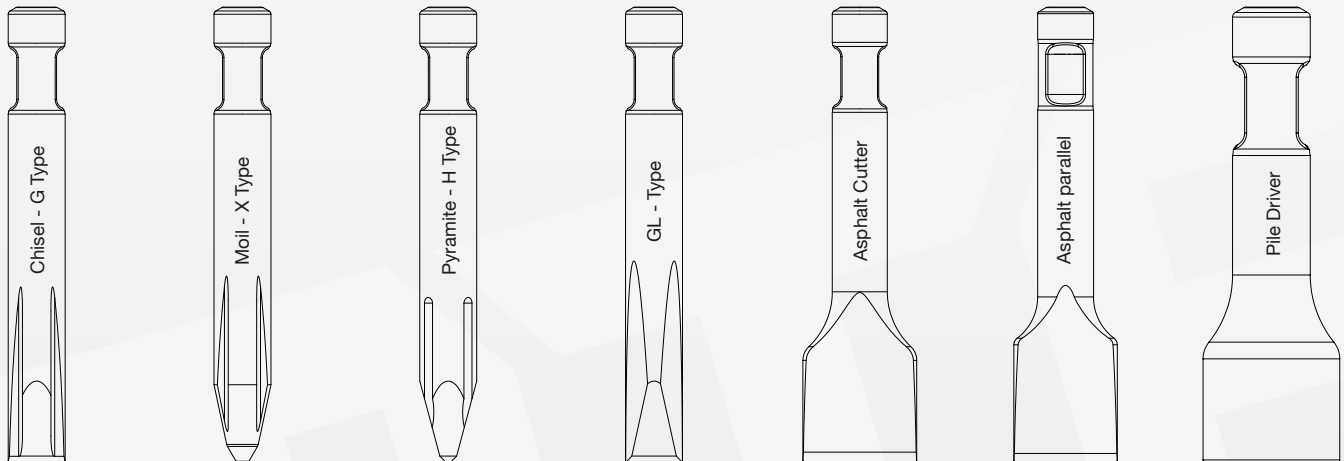
(e) Guaranteed sound power testing results according to directive 2000/14/EC (Guaranteed dB(A)=Measured Value +3 dB).

(f) If the carrier machine is out of the optimum range, ask the carrier machine manufacturer for allowed attachment weight.

## TOOL PROPERTIES

	Pyramid	Moil	Chisel	Blunt
<b>Operating Principle</b>				
<b>Key Properties</b>	<ul style="list-style-type: none"> <li>○ Breaking in four directions</li> <li>○ General demolition</li> </ul>	<ul style="list-style-type: none"> <li>○ Breaking in all directions</li> <li>○ Suitable for general use</li> </ul>	<ul style="list-style-type: none"> <li>○ Breaking in two directions</li> <li>○ Suitable for general purpose by demolition</li> </ul>	<ul style="list-style-type: none"> <li>○ Good energy transfer</li> <li>○ Demolition – Impact breaking</li> </ul>

## SPECIAL TOOLS



Rev. 150822



[cekici@hidro-rad.hr](mailto:cekici@hidro-rad.hr)



**+ (385) 21 721 041**